

SmartMove Safety Passport Certificates

This document contains all of the certificates that are inserted into the SmartMove Safety Passport. There are eight online educational lessons that make up the WorkSafe SmartMove Safety Passport program, with a certificate related to each. An ID card and a certificate stating that a student has completed an Industry Module in the SmartMove Certificate program are also included.

When a lesson in the Passport program is completed, students cut out (around the dotted lines) and insert the relevant certificate into their Safety Passport, once their teacher/trainer has signed the certificate. Certificates are folded in half, so the lesson competencies are on the back when placed in the Passport.

The Safety Passport is used to convey to host employers a student's assessed WHS knowledge, and it is recommended that students carry it with them while engaged in a work placement.

These certificates are not valid unless signed by a qualified teacher/trainer

Safety Passport ID



This document belongs to

If found, please return it to

or contact the following phone #





Your name



The name of your school/RTO



The phone # of your school/RTO




PTO for
more details

This card is evidence that _____
from _____
has successfully completed **Lesson 1** of the SmartMove
Safety Passport program

Date _____

Educator Signature _____



Competencies of Lesson 1
(Spot the Hazard, Assess the Risk)

2.1. Identify **designated persons** for reporting
queries and concerns about safety in the
workplace

2.2. Identify existing and potential **hazards** in
the workplace, report them to designated
persons, and record them according to work-
place procedures

3.3. Take actions to eliminate workplace haz-
ards and reduce risks



PTO for
more details

This card is evidence that _____
from _____
has successfully completed **Lesson 2** of the SmartMove
Safety Passport program

Date _____

Educator Signature _____



Competencies of Lesson 2 (SAM in the Workplace)

- 1.1. Follow provided **safety procedures and instructions** when conducting work
- 1.2. Carry out prestart systems and equipment checks according to workplace procedures
- 2.2. Identify existing and potential **hazards** in the workplace, report them to designated persons, and record them according to workplace procedures
- 3.3. Take actions to eliminate workplace hazards and reduce risks



PTO for
more details

This card is evidence that _____
from _____
has successfully completed **Lesson 3** of the SmartMove
Safety Passport program

Date _____

Educator Signature _____



Competencies of Lesson 3 (Employer Responsibilities)

- 2.1. Identify **designated persons** for reporting queries and concerns about safety in the workplace
- 2.5. Identify WHS **duty holders** in own work area and their duties
- 3.2. Raise WHS issues with designated persons according to organisational procedures



PTO for
more details

This card is evidence that _____
from _____
has successfully completed **Lesson 4** of the SmartMove
Safety Passport program

Date _____

Educator Signature _____



Competencies of Lesson 4 (Employee Responsibilities)

- 1.1. Follow provided **safety procedures and instructions** when conducting work
- 1.2. Carry out prestart systems and equipment checks according to workplace procedures
- 2.3. Identify and implement WHS procedures and work instructions
- 3.2. Raise WHS issues with designated persons according to organisational procedures



PTO for
more details

This card is evidence that _____
from _____
has successfully completed **Lesson 5** of the SmartMove
Safety Passport program

Date _____

Educator Signature _____



Competencies of Lesson 5 (Worksite Inspections)

- 2.4. Identify and report emergency incidents and injuries to designated persons according to workplace procedures
- 3.1. Contribute to workplace meetings, inspections and other WHS consultative activities



PTO for
more details

This card is evidence that _____
from _____
has successfully completed **Lesson 6** of the SmartMove
Safety Passport program

Date _____

Educator Signature _____



Competencies of Lesson 6 (Incident Reports)

- 1.3. Follow workplace procedures for responding to **emergency incidents**
- 2.4. Identify and report emergency incidents and injuries to designated persons according to workplace procedures



PTO for
more details

This card is evidence that _____
from _____
has successfully completed **Lesson 7** of the SmartMove
Safety Passport program

Date _____

Educator Signature _____



Competencies of Lesson 7 (Emergency Response Plan)

- 1.3. Follow workplace procedures for responding to **emergency incidents**
- 2.4. Identify and report emergency incidents and injuries to designated persons according to workplace procedures



PTO for
more details

This card is evidence that _____
from _____
has successfully completed **Lesson 8** of the SmartMove
Safety Passport program

Date _____

Educator Signature _____



Competencies of Lesson 8 (WHS Induction)

- 2.3. Identify and implement WHS procedures and work instructions
- 2.5. Identify WHS *duty holders* in own work area and their duties
- 3.1. Contribute to workplace meetings, inspections and other WHS consultative activities



PTO for
more details

This card is evidence that _____
from _____
has successfully completed the **SmartMove Certificate**

Date _____

Educator Signature _____



About the SmartMove Certificate

The WorkSafe SmartMove Work Health & Safety certificate is gained when a young worker successfully completes one general and one industry specific multiple choice quiz, with a result of 80% or higher in both quizzes. It is designed for students in years ten to twelve, and new young workers aged from 15 to 21, to make them a little more aware of what can happen in the workplace. It is intended to give them a chance to learn about the potential dangers of the workplace, and also about their rights and responsibilities.